

# Users' Instructions Student Portal

Department of Technical Education and  
Training (DTET)

# STEP 1

Go to website: [www.dtet.gov.lk](http://www.dtet.gov.lk)

The screenshot displays the DTET Student Portal homepage. At the top, there is a browser window showing the URL [www.dtet.gov.lk/en/](http://www.dtet.gov.lk/en/). Below the browser window, the website header includes the DTET logo, contact information (info@dtet.gov.lk, +94 112 421 580), a search bar, and language options (සිංහල, தமிழ்). The main navigation menu lists: Latest News, The postponed NVQ 5/6 Exams will be held from 19.07.2021 onwards, Closing date extended – Demonstrator 2021, and Announcement I. The footer contains links for Home, About Us, Divisions, Students Affairs, Industry Job Placement, Downloads, FAQ, Media, and Contact us. A large banner at the bottom features the text 'DTET STUDENT' and 'COMING SOON' with decorative elements like a graduation cap, a ruler, and a student figure.

Department of Technical Education and Training (DTET)

info@dtet.gov.lk +94 112 421 580

SEARCH...

සිංහල தமிழ்

Latest News The postponed NVQ 5/6 Exams will be held from 19.07.2021 onwards Closing date extended – Demonstrator 2021 Announcement I

Home About Us Divisions Students Affairs Industry Job Placement Downloads FAQ Media Contact us

COURSE DETAILS

ONLINE APPLICATION

EXAM RESULTS

DTET STUDENT

COMING SOON

# STEP 2

Click on:

***'STUDENT PORTAL'*** Icon



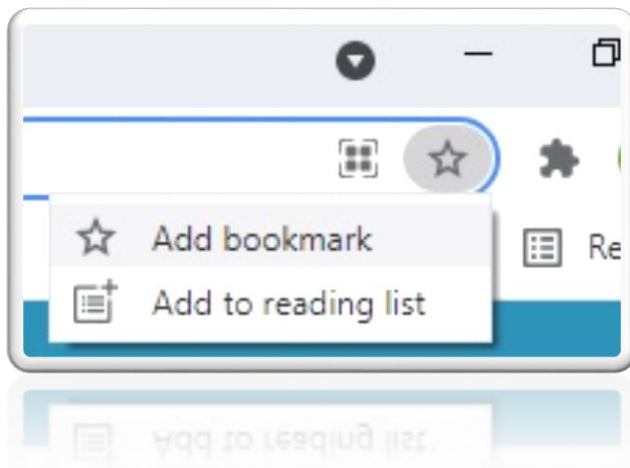
This will direct you to the DTET Student Portal  
**[mis.dtet.gov.lk/student/](https://mis.dtet.gov.lk/student/)**

# OR

**You can directly type the URL in the address bar:**



**And Bookmark to use next time**




# STEP 3


*Let's Login*

### Students Login

**Registration No :**

 Registration No

**Password :**

 Password

Login

[Forgot your password?](#)

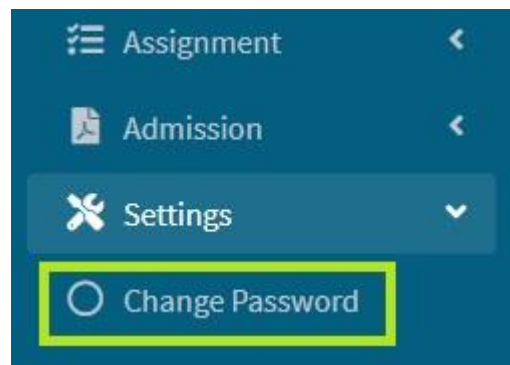
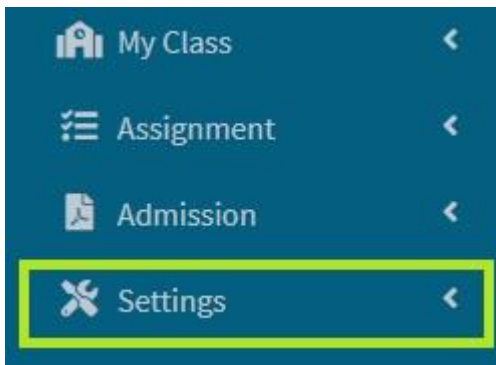
**Registration No:** *Your Trainee Number  
(Eg: MD/21/ECC01/1/0001)*

**Password:** *1234567*

# STEP 4

## Safety First!

Change your password immediately

A screenshot of a password change form. The form is white with a light blue border. It contains three sections: 'Current Password:' with a text input field, 'New Password:' with a text input field, and 'Confirm Password:' with a text input field. Each section has a lock icon to the left of the input field. Below the input fields is a blue 'Submit' button.

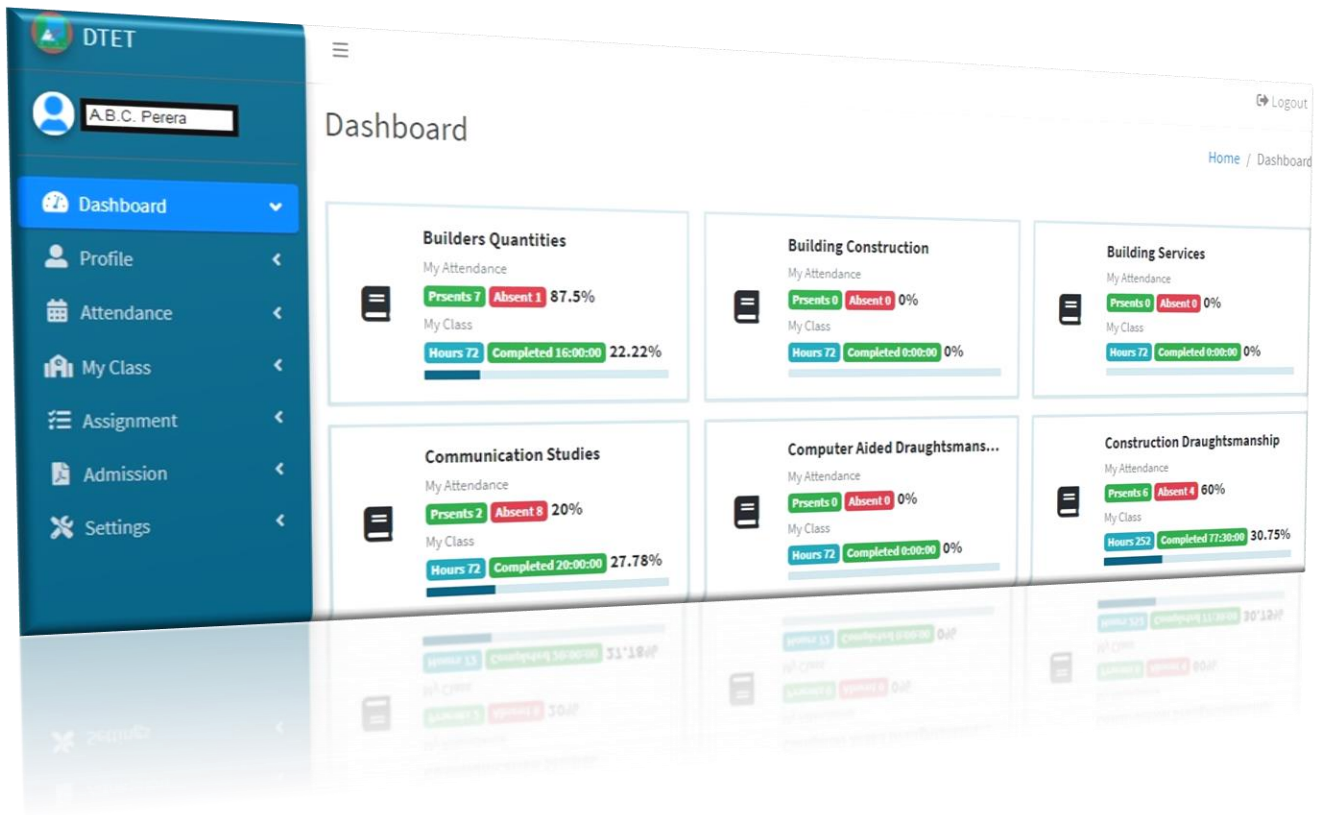
**Note:** Use a secure password others can't guess and easy for you to remember



# STEP 5

## Let's get started!

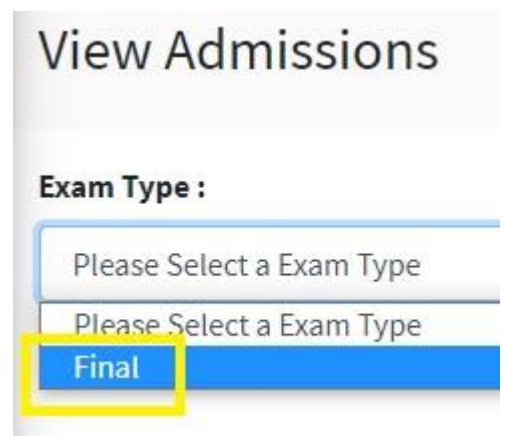
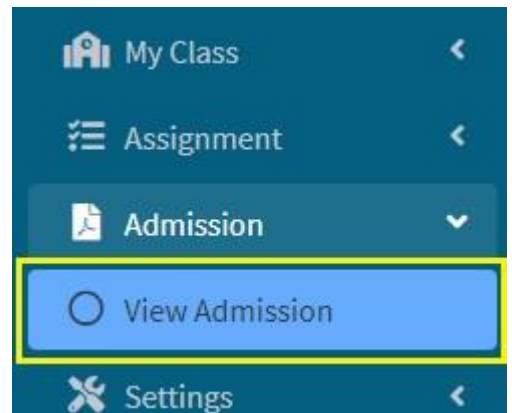

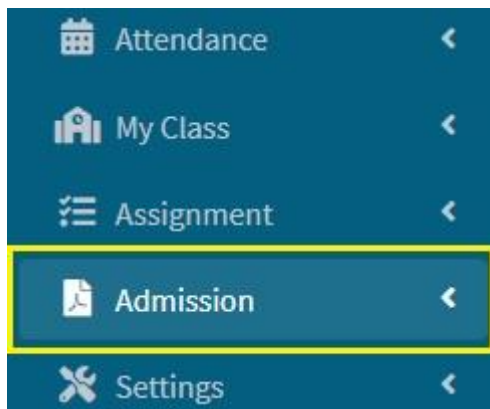
You can use the functions available



*Such as...*

# STEP 6

## Print Your Exam Admission!



Click Here



# Any Problem?

**CONTACT US**

*miu*  *dtet.gov.lk*